

Threadlines

THUMB BUTTE QUILTERS' GUILD, INC.

September 2016



Next TBQ Meeting:

Monday, September 12, 2016
9:30am at
St. Luke's Episcopal Church
2000 Shepherds Lane
Prescott AZ 86301

2016-17 Officers

President – Pat Armstrong
Vice President – Diane Belveal &
Shirley Pichoff
Secretary – Karen Adams
Treasurer – Carol Wright

September Birthdays

Jessie Becker
Angie Christy
Angela Domingues-Harlacher
Patricia Gentner
Lucille Hurley
Jackie McDonald
Joan McGivern
Barbara Merkel
Susan Joy Noyes
Alice Obrenovich
Carol Peters
Elaine Pohle
Margaret Roselle

Please bring a wrapped gift suitable for a quilter, with a value of at least \$10.00 to the next meeting.

A good rule of thumb for the gift is something that you would really like to receive yourself. If you missed your birthday month, you can bring your gift at a later meeting.

Pam Calhoon and Melodie Moreno
Birthday Drawing Committee

President's Message

Wow, I was so impressed to walk into our Aug meeting and find the various functions setting up their tables and seeing the organized chaos coming together all in a new venue with new chairpersons. It reminded me of my days when I volunteered for the American Red Cross Disaster Services. We would set up a million dollar operation (service centers, shelters, etc) in an unfamiliar location near or in the disaster area, all within the day, to serve the local people. Two times in Puerto Rico was hard since I don't speak Spanish. Hurricane Katrina and 9-11 were emotionally difficult. Thank you to all that made it happen at St. Lukes.



At that meeting I announced the President's Challenge, "They Call it Preskitt." The only rules are done by February 2017 and a limit of 100 inches in circumference. That means you could make a square quilt up to 25 inches, oblong- 20x30, etc. Please don't make it bigger since we plan to hang them in our quilt show. Smaller is fine.

The Opportunity Quilt was finished in time for our Arts and Crafts show in the Square. Isn't it gorgeous! Looks like Sandy Evans and Susie Opdahl are off to a good start with selling tickets downtown. For members who aren't volunteering on committees, please consider helping them by signing up to work at various marketing sites. Also, if people pitch in with clean-up of refreshments and Company Store items, it takes the burden off those volunteers.

The dog days of summer will soon be over, as our days get shorter. Autumn is the best season here with beautiful, warm days and cool nights. After 20 years in the Phoenix area, and 19 here, I can say this is heavenly!!!

On a sad note, we mourn the loss of a volunteer who gave so much to our guild in her own quiet, competent and caring way. We miss you, Karla Morriston.

Pat Armstrong, TBQ President
president@tbqguild.com

September Hostesses

Pam Kidd
Lynda Kinnear
Norma Kurr
Iris Lacey
Nancy Lefler
Dani Lerberg
Pat Little
Sandy Mazzurco
Sharon McAlister
Billie McBride

We encourage you to bring healthy refreshments. We look forward to working with Thumb Butte Quilters this year.

Hostess's should arrive by 8:30 a.m. to assist chairperson in setting up if needed.

Bring a refreshment item, such as finger food, cheese, crackers, sweet treats, fruit, etc. Please bring your goodies on disposable trays or label your dish with your name.

Beverages and paper products are provided by the Guild.

Kathleen Bond & Carolyn Edwards
Refreshment Committee

TBO Forms

The following forms are available on-line or at the meeting from the person noted below.

Reimbursement Forms

(for committee members that need to be reimbursed for purchases made for the guild)

Carol Wright, Treasurer

Membership Application

Ways and Means



We had a wonderful event on the Square on August 13 and 14th. So thankful for all the help in selling tickets and giving our first event. Big thank you to Laura Stone, Linda Ruiz, Vicki Golde, Patty McClearn, Linda Craig, Yvonne Blitch, Jean Ehlers, Iris Lacey, Diane Belveal, Kathleen Bond and Carol Miller for coming down in the heat to sell tickets.

It was a big success and we sold \$651.00 on our first outing with the quilt and everyone loved it. Our next event will be Antiques on the Square on September 18th. I will be passing around the sign up sheet again at the next meeting.

Thank you all for your help and we look forward to making money for our guild.

Walker Bags

A big thank you for everyone who made walker bags! The bags have been delivered to the following places:

Good Samaritan - Prescott and Prescott Valley

Mountain Valley Rehab

YRMC east and west campus

Granite Mtn Home Care

Granite Creek Rehab

Prescott Nursing and Rehab

Mountain View

Angels on Duty

Prescott Veterans Hospital



The Mountain Valley Rehab team was very pleased with the bags.

Sandy Evans & Susan Opdahl
Ways and Means Chair

Upcoming Programs & Workshops

Diane Belveal & Shirley Pichoff, Program Directors

Carlotta Brandenburg & Laura Davis, Program Workshop Coordinators

September Program

Linda Merrifield

September 12 lecture: "Any Picture into Thread on Any Machine"



Linda Merrifield has been passionate about free-motion embroidery for the past 39 years. She received her first instruction in 1977 after seeing it demonstrated at a

sewing show at the Los Angeles Convention Center. She was immediately hooked. She had been a garment seamstress for many years, yet loved the uniqueness this gave to her one-of-a kind garments. Over the years, Linda has taught her style of free-motion embroidery to many sewers. The best part is that any sewing machine can produce this wonderful technique. Your sewing machine only needs to have a darning or embroidery foot and be able to lower the feed dogs.

Linda won Best Jacket/Vest category and Honorable Mention for two other garments at the Road to California Quilt show in 2007. After many requests, she started selling her garments at a variety of shows in California and Arizona. She is still amazed at her success. In making her garments, she uses a wide variety of off-the-wall fabrics and hopes to inspire you to think outside the box when searching for that perfect piece of yardage and embellishment. Linda brings many years of sewing experience and enthusiasm to this unique presentation.

You can follow her on Facebook at Thread Artistry Linda Merrifield.

September Workshop

Linda Merrifield's workshop:


"Free-motion Embroidery AKA Thread Painting"

Tuesday, September 13, 2016

9:30am to 4:00pm

Yavapai Hill Clubhouse

4975 Hornet Dr. , Prescott




Originally priced at \$50.00, it is now reduced to only \$30.00; price includes pattern and foundation fabric. Instructor will have available the hoop she prefers for an additional cost of \$8.00 the day of the workshop.

Members who are interested in registering can email Laura Davis to reserve a seat and pay the morning of the class.

Thank you for your help in getting this class filled. If you have any questions please call Laura Davis.


August Program & Workshop

Susan Joy Noyes . . . what can we say to describe the amazing presentation made to the membership on free motion quilting, specifically 'Quilting Feathers For The Fun Of It.' She makes it look so very easy and with little effort. Then on the day of the workshop she taught on "Quilting Your Own Quilts With Confidence." Everyone had a great time. Susan Joy was so patient with us and very encouraging. She provided us with good advice for practice skills. She provided the tools needed to get us started. We learned a lot Susan Joy and this is definitely a class worth taking (and taking again).



Mentor's Table

8 Pointed Star Block



If you like 8 Pointed Star blocks but think they are difficult, stop by the Mentors Table before the general meeting and during break time for a quick tutorial and learn an easy shortcut.

**Susan Joy Noyes
Mentors**

Company Store

Okay, so I definitely messed up here, here & here...and I messed up here & here too...& the stitching is messed up right here. Gosh, it feels good to talk to someone about all this. It has really been weighing on me!



Quilt Counseling

Please give a "big shout out" to Linda Craig when you see her

at our meetings. She has graciously volunteered to haul the Company Store inventory and to store it at her home. Without her assistance, the Company Store would be closed. So, THANK YOU LINDA!!!!


**Carol Brownlow, Pam Jones, Joan McGivern,
Linda Miller and Carol Peters
Company Store Co-Chairs**

Friendship Groups

A new friendship group has just started: **Machine Embroidery**. They are meeting on the first Tuesday of the month at Central Sewing in Prescott Valley at 10:00 AM. The first meeting is Tuesday, August 2nd. Please contact Mirta McKay in your directory with any questions. If you are interested in machine embroidery, please join this new group!

**Laura Stone
Friendship Group Coordinator**

DVD Library



Our DVD of the Month is:

Quick Strip Paper Piecing by Peggy Martin

Quick-Strip Paper Piecing is a faster, easier way to paper piece using strips and assembly line methods. It's a great introduction to paper piecing for beginners, and experienced paper piecers will love it, too! With Quick-Strip Paper Piecing you'll be piecing blocks and quilts in a fraction of the time!

**Linda Craig & Nancy Lefler
Coordinator**

Chamber of Commerce Exhibit

Come and enjoy the new display of Animal Quilts at the Chamber of Commerce this month.

Quilts have been on display continuously since April 2009. This is a shared task between Thumb Butte Quilters' Guild and Mountain Top Quilters' Guild.

Kay Wentworth, Coordinator



The Designing Women
Mini Group



Kay Wentworth

Prescott Community Center

Awwww, the lazy, hazy, crazy days of summer are coming to an end. I always hate to see summer come to an end, but my husband loves it because Football Season is right around the corner! How does it go at your house? :-) Hopefully, you've had time to stop by 1280 Rosser to see the patriotic quilts of summer on display there! They should still be up through Labor Day, and probably into mid September, when we will "FALL for FALL". If you have FALL quilts to share, let me know. They don't necessarily have to be FALL quilts, but if they are FALL quilt colors--that will definitely work! A few of you have offered quilts for this display...I thank you!

Changing the quilt theme at the Adult Center is always exciting! If any of you want to participate in the quilt changing exercise, let me know! It will not disappoint!

And, after FALL, oh my gosh, it will be time to hang the holiday quilts, and poof! There goes that year!


Quilt Sizes Needed:

LARGE: from 60" to 90" wide, any length. (Need SIX.)

SMALL: from 45" to 60" wide, any length. (Need FOUR.)

**Carolyn Edwards,
Community Center Quilt Coordinator**

TBO 2017 Opportunity Quilt:
“Prescott Rose Garden”



Once upon a time, about a year ago, a quilter's guild wanted to make an Opportunity Quilt for their 2017 Quilt Show. This seemed like a fairy tale, but with persistence and dedication, the impossible was achieved. The pattern was selected—

Sunshine Rose Garden, designed by Kathy Nakajima from the Quilters Newsletter Cover Collection, copyright 2007.

The fabric was purchased and the project was underway.

- Work manager is Carolyn Edwards.
- Color and Fabric manager was Susan Smith.
- Paper Piecers for the nine 23" Mariner's Compass blocks were Chris Anders, Kathy Beeson, and Lorraine Owen.
- Applique Manager was Barbara Merkel.
- Appliquers, working in the Pearl Pereira applique style, were Kathleen Bond, Maryann

Conner, Carolyn Edwards, Jean Ehlers, Barbara Merkel, Carol Miller, Alice Obrenovich, Shirley Pichoff, Marilyn Thompson and Connie Sieh.

- Hand appliquers were Anne Abrams, Lynn Beck, Kathleen Bond, Rosemary Carr, Angie Christy, Carolyn Edwards, Jane Holland, Pat Hopgood, Shirl Kelliher, Jackie McDonald, Barbara Merkel, Carol Miller, Karla Morrison, Lorraine Owen, Shirlee Smith, and Marilyn Thompson.
- And then the Work Manager cried in dismay, and Karla Morrison (the accountant) stepped up and said, "I'm used to meeting deadlines. We can do this." And she pushed with all her might, and the quilt TOP was finished at 3 p.m. the day before the Quilt Show set-up for Mountain Top Quilters Guild.

That overwhelming feat was followed by the question: Is it possible to sell opportunity quilt tickets on a quilt TOP only? Well...the answer is YES!! Opportunity Quilt income at the MTQG Quilt Show was \$330! Our 2017 TBQ Opportunity Quilt has so far lead us down a weird and wonderful quilting path. What fun we are having! And how gorgeous she is!!!

Big big THANK YOU's to everyone who has worked on this quilt. Big big THANK YOU's to Sandy Evans and Susie Opdahl who volunteered to 'market' our beautiful Prescott Rose Garden. When they ask for TBQ'ers to help sell tickets, please raise your hands! It's a fun thing. It's enchanting. And we all do want to live 'happily ever after'".



"Dear Karla,

*Don't go. None of us were ready for your departure.
We still had a lot of stitches and life and love to share.
But we all know that we aren't the ones who decide when
it's time to go. Our hearts are aching."*

Karla was the strong, silent type. She came into our Quilt Guild lives about 2008/2009. We don't know why, when, or how she decided that she needed to quilt...or how it was that she came to us. How did she find TBQ? She was always active and available, except maybe not so much during tax time, when we knew to give her some space. Her first 'job' with TBQ was in the kitchen, on the Refreshments committee--kind of a "behind the scenes" job. With her Accountant capabilities, she audited TBQ's books every year since she joined us. She was also a MAJOR contributor to TBQ finally becoming a 501(c)3 organization. And then in 2015, she and Kathy Beeson were Quilt Show Co-Chairs, which resulted in a very, very successful Show. She was a regular stitcher with the hand quilters at Sharlot Hall. She was also a 'regular' in the monthly gathering of the mini-group "Scattered Threads" almost as soon as she joined TBQ. She was steady and consistent in her quilt making--working mainly on one thing at a time until it was done. Then she joined in with an applique mini-group called "Got App" and with the "Pedal Pushers" who are serious about making 100 year old vintage sewing machines work again! Her last contribution to TBQ was to push and push with all her might to get the Appliquers working on the TBQ 2017 Opportunity Quilt to get it done on time--which we did, thanks to Karla! Oh my...dear, dear Karla. We're going to miss you...but our hearts are full of love and delight that you were in our lives...for at least a little while. Until we meet again, dear Karla...

Submitted by Carolyn Edwards



Community Service



It's time to get **"Handmade Hugs"** (our Community Service Project) started! We will be meeting on the 4th Monday of every month at St. Luke's.

Our first meeting was on Monday, August 22. The church has generously provided their classroom for our use. The classroom is located next to our meeting room. If you park on the left (south) side of the church, you can enter the door located there for easy access to the classroom. We start at 9 a.m. Bring your lunch or, if you'd rather eat out, the Antelope Hills Golf Course is nearby and has a restaurant available.

We will be making quilts and pillowcases for foster children ages birth to 18. You can bring a project to work on or participate in a group project. For those who cannot bring a sewing machine, there will be plenty of other tasks to work on; i.e., cutting, sorting, ironing, etc.

Since our guild's purpose is to **"advance the art and appreciation of quilting through education,"** this will be a wonderful opportunity to teach various techniques to those who are new to quilting and for those who want to try something they haven't done before. This month we will be working on strip piecing. If you'd like to get a head start on the project, gather your scraps and cut them into strips measuring no less than 1" and no more than 2". Any size in between is good and length doesn't matter—we'll use them all. I have a donated bolt of muslin to use as foundation and donated fabric that is ready to be cut!

Other supplies you might want to bring:

- Cutting mat
- Rotary Cutter
- Ruler
- Glue Stick

If you would like to make a pillowcase, you will need a 10" x 41" piece of fabric for the band and a 26 ½" x 41" rectangle for the body. A video on how to make a "roll-it-up pillowcase" is available at this link: <http://www.allpeoplequilt.com/millionpillowcases/video/roll-it-up-video.html>

An additional video demonstrates how to finish the pillow case with a French seam and that link is: <http://www.allpeoplequilt.com/millionpillowcases/video/french-seams.html>

This is also a great opportunity for us to participate in the American Patchwork & Quilting challenge of donating one million pillowcases to local charities!

For those of you who prefer to work on your projects at home, we look forward to seeing your quilts and pillowcases at our meetings where they will be shown in our special show and tell.

Looking forward to working with you on this great project. Thank you for your support and your **"Handmade Hugs."**

**Maryann Conner,
Community Services Chairman**

P.S. Please send any related emails to me at handmadehugs@cableone.net

Advertisers Corner

* * * * *

Anne Abrams Advertising Contact Person

TBQ Members, be sure to check out our advertisers' specials and if you have something to sell, you can advertise here. The cost is \$10 a month, with a 3 month limit. If you're looking for something, there's no charge for advertising but there is a 3 month limit. Just let me know before the 15th of the month. Non-members can advertise quilt related items for sale in our newsletter for \$15 per month.



Quilter's Store Sedona
Full-service quilt store in beautiful Sedona

Batiks galore!
All the latest fabrics, supplies and classes

(928) 282-2057

www.quiltersstoresedona.com email: info@quiltersstoresedona.com
3075 W. State Route 89A, Sedona, AZ 86336

Go to quiltersstoresedona.com
to see what's happening!

(928) 774-2331
FAX (928) 774-4668
1-800-360-2331 (IN AZ)

ODEGAARD'S SEWING CENTER
Bernina • Husqvarna Viking • Pfaff • Baby Lock
Janome • Singer • Juki • Handi Quilter
Fabrics & Notions

odegaard@infomagic.net 2109 N. FOURTH ST. STE 3
www.odegaards.com FLAGSTAFF, ARIZONA 86004

Go to our website
www.odegaards.com and click on **COUPONS**.
NEW COUPONS monthly to use in our store.



BERNINA[®]
SEWING MACHINE
SALES & SERVICE
MACHINE EMBROIDERY,
QUILTING, CLASSES

Kathy (Kat) Lohr

Phone: 928.775.9580
klohr@quiltnewconnection.com
QuiltNSew@commspeed.net

6546 Second Street, Suite A
Prescott Valley, AZ 86314
www.QuiltNSewConnection.com

Go to quiltnewconnection.com
to see what's happening!
Check on-line calendar.



Distributor for:
BabyLock - Pfaff - Elna - Juki - Handi-Quilter
Home & Industrial Machines

Phil Marchant
8532 E. HWY 69
Prescott Valley, AZ 86314

Phone (928) 445-8017
Fax (928) 445-6294

e mail address
CentralSewing1@cableone.net

Tue - Fri: 9-5
Saturday: 10-4

Stop by to see our machines and remember we do
on site repairs on sewing machines and sergers!!

Advertising on the TBQ Website:

Any member or vendor may place a camera-ready display of their business card on this website. The cost would be \$10.00 per month or \$108.00 for one year, prepaid. Prepaid ads include a 10% discount.

In addition to the monthly ad, each advertiser will be able to post a 'blurb' telling about one of their specials for the upcoming month. Blurbs must be limited to 35 words or less. The deadline for the next month's blurb is the 15th of the current month.

For more information or to sign up for advertising here, contact Terri Brown at: advertising@tbqguild.com

Thumb Butte Quilters' Guild does not endorse or recommend the advertisers on this website.